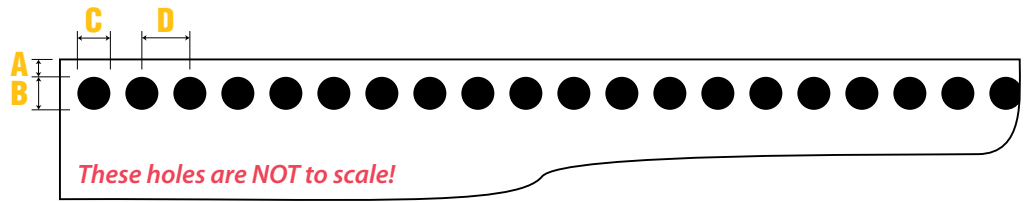


Punching Die Specifications

Use these die measurements* for document layout purposes when Flex Finishing will process your documents.

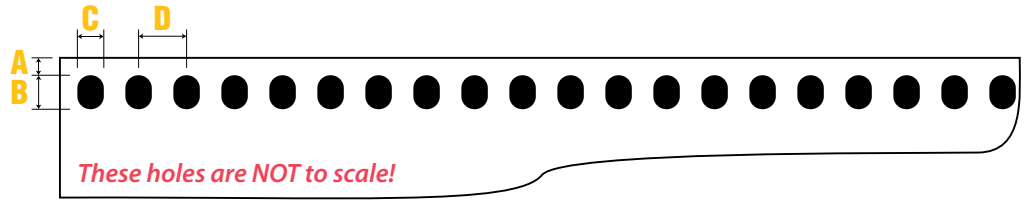
4:1 Round Plastic Coil Die

- (A) Backgauge: 5/64" Fixed
- (B) Hole Height: 11/64" Diameter
- (C) Hole Width: 11/64" Diameter
- (D) Spacing: .25" Center-to-Center



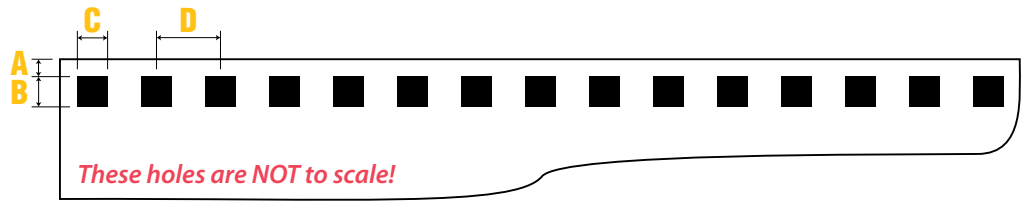
4:1 Oval Plastic Coil Die

- (A) Backgauge: 2.5mm Fixed
- (B) Hole Height: 4.5mm
- (C) Hole Width: 3.5mm
- (D) Spacing: .25" Center-to-Center



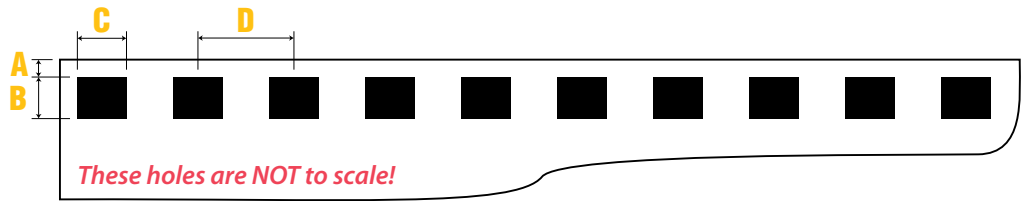
3:1 Wire Loop Die

- (A) Backgauge: 2mm Fixed
- (B) Hole Height: 4mm
- (C) Hole Width: 4mm
- (D) Spacing: .33" Center-to-Center



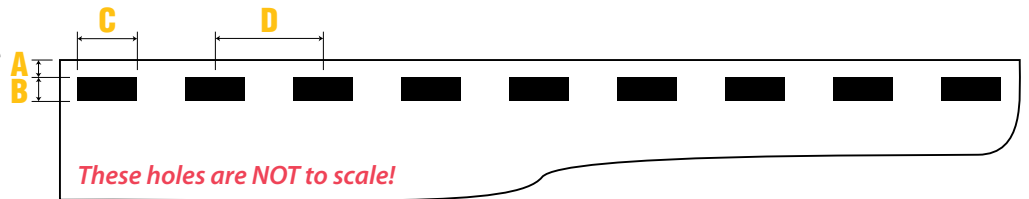
2:1 Wire Loop Die

- (A) Backgauge: 3mm Fixed
- (B) Hole Height: 6.5mm
- (C) Hole Width: 5.5mm
- (D) Spacing: .5" Center-to-Center



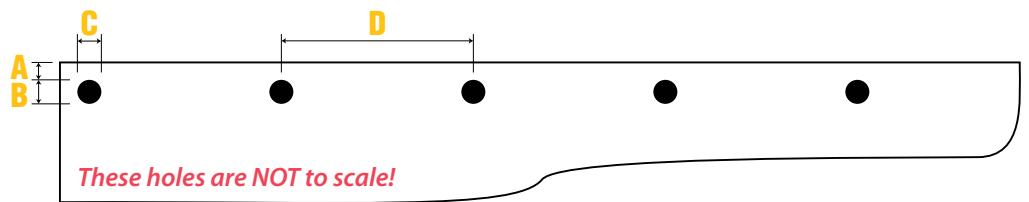
Plastic Comb Die

- (A) Backgauge: 1/16" to 5/32" Adjustable
- (B) Hole Height: 5/16"
- (C) Hole Width: 1/8"
- (D) Spacing: 9/16" Center-to-Center




VeloBind Die

- (A) Backgauge: 3/64" Fixed
- (B) Hole Height: 1/8" Diameter
- (C) Hole Width: 1/8" Diameter
- (D) Spacing: 1" Center-to-Center



3-5-7 Hole Die

- (A) Backgauge: 11/64" Fixed
- (B) Hole Height: 5/16" Diameter
- (C) Hole Width: 5/16" Diameter
- (D) Hole 1 to 2 Spacing: 1" C-to-C
- (E) Hole 2 to 3 Spacing: 1" C-to-C
- (F) Hole 3 to Center Spacing: 2.25" C-to-C



* As specifications vary from manufacturer to manufacturer, these measurements should be considered unique to dies used by Flex Finishing.